



MINISTRY OF  
**Mines and Steel  
Development**



Integrated Automation and Interactive Solid Mineral  
Portal (IAISMP) Project, Ministry of Mines and Steel  
Development (MMSD)

*Application for Disposal of Minerals Won under an Exploration Licence  
Submission*



## Application for Disposal of Minerals won under Exploration Licence

For the Applicant to apply for Application for Disposal of Minerals won under Exploration Licence, after logging into the portal with valid credentials. From the Dashboard page, he/she has to perform the following steps, which are:-

Step 1: Click on the “View More” link under the “Mines Inspectorate Department” tab to view the possible applications as shown in Figure 1 below;

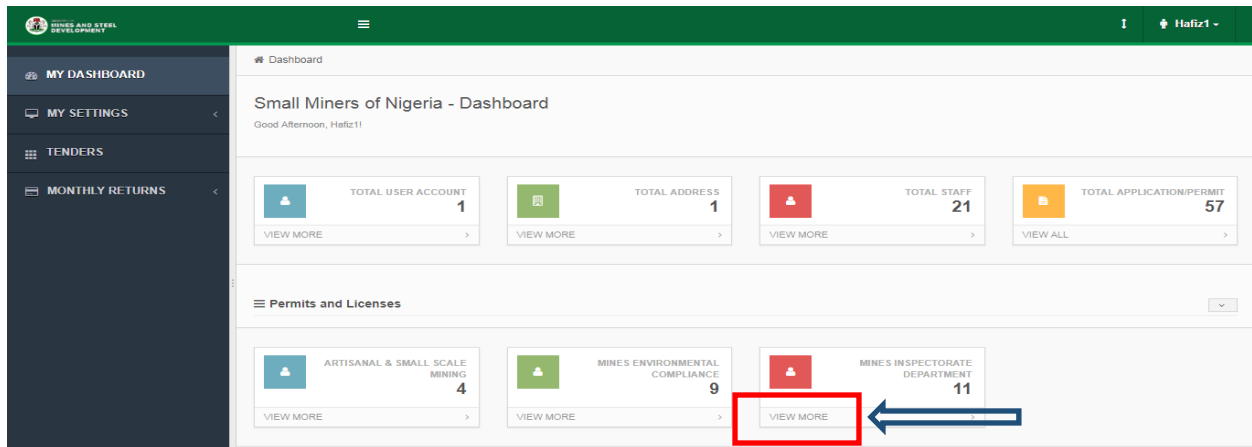


Figure 1: View More Link Highlighted

Step 2: The system displays the List of MI Applications, scroll down to the Application for Disposal of Minerals won under Exploration Licence and click Apply Now button under it as shown in Figure 2 below;

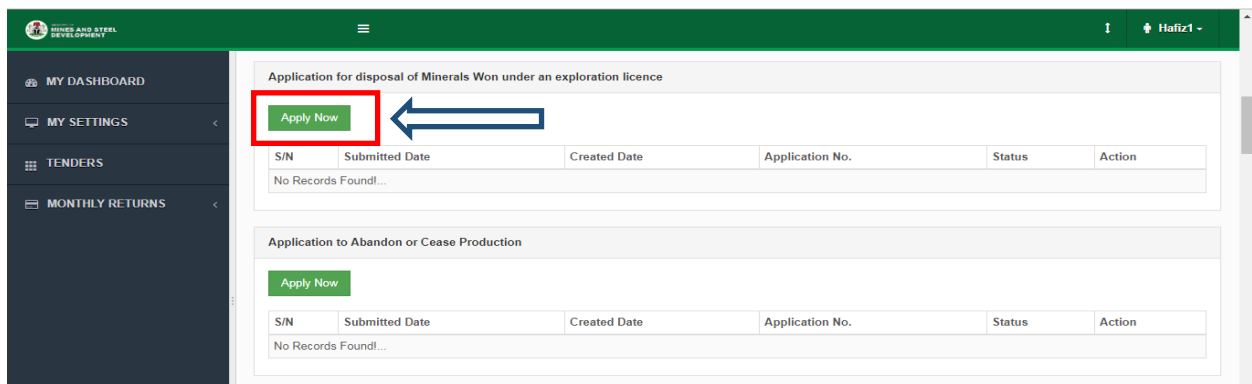


Figure 2: Application for Disposal of Minerals Won under Exploration Licence Front Page

Step 3: The system displays the Guidelines Page, review the page and click on the Next button to proceed with the Application as shown in Figure 3 below;

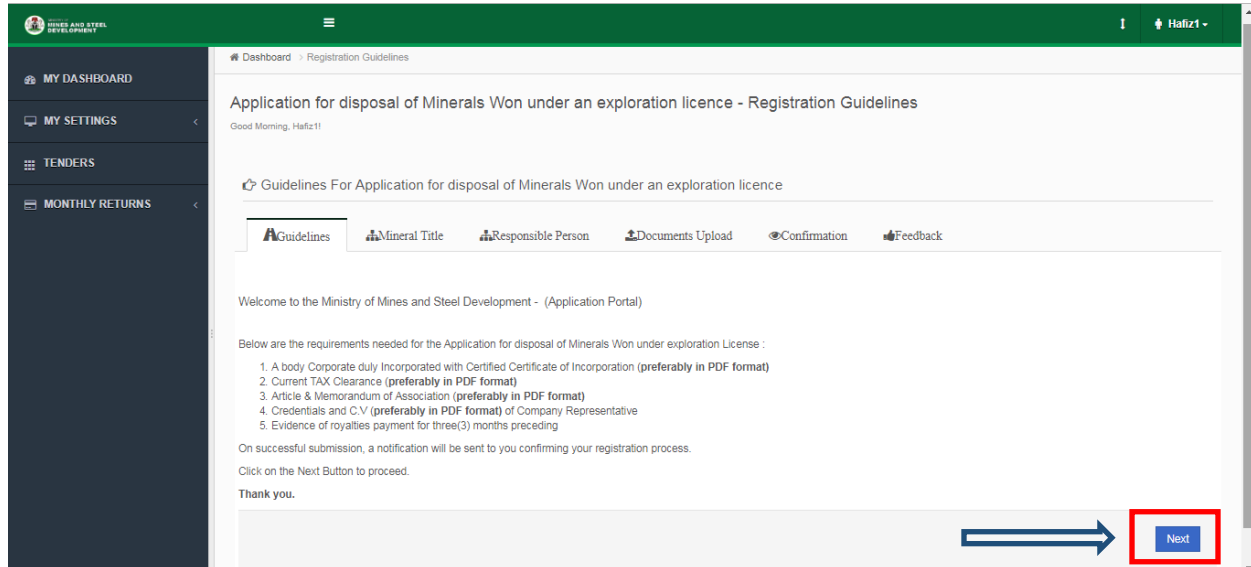


Figure 3: Application for Disposal of Minerals won under Exploration Licence Guidelines Page.

Step 4: The system displays the Mineral Title page, fill in the Mineral Title details and click on “Submit & Continue” button as shown in Figure 4 below;

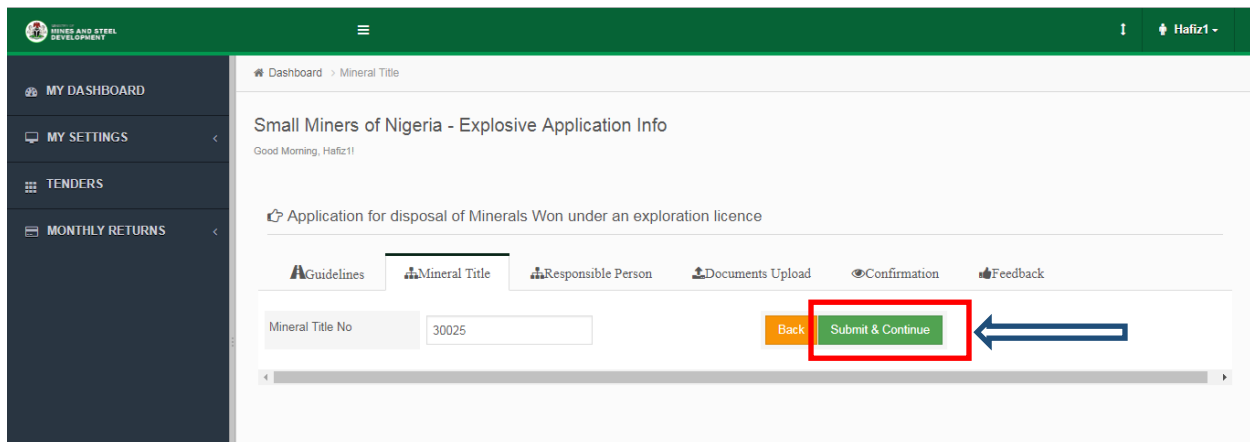


Figure 4: Application for Disposal of Minerals Won under Exploration Licence Mineral Title Page

Step 5: The system added the mineral title details successfully, click on the “Next” button to continue with the application as shown in Figure 5 below;

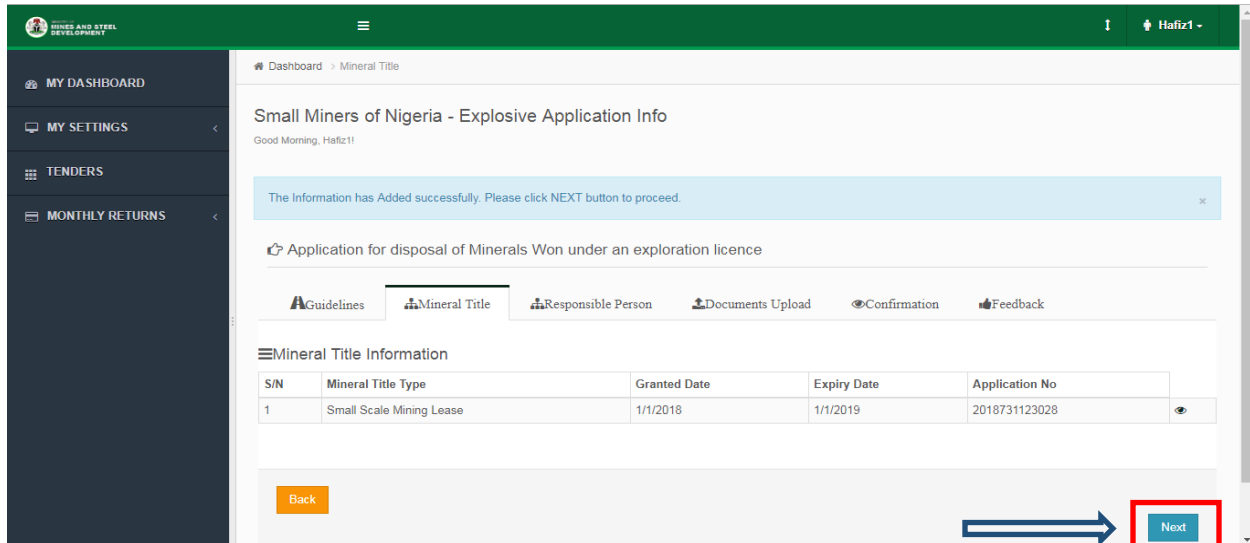


Figure 5: Application for Disposal of Minerals won under Exploration Licence Mineral Title Information Page

Step 6: The system displays the Responsible Person page with the approved Responsible Person details uploaded and click "Next" button as shown in Figure 6 below;

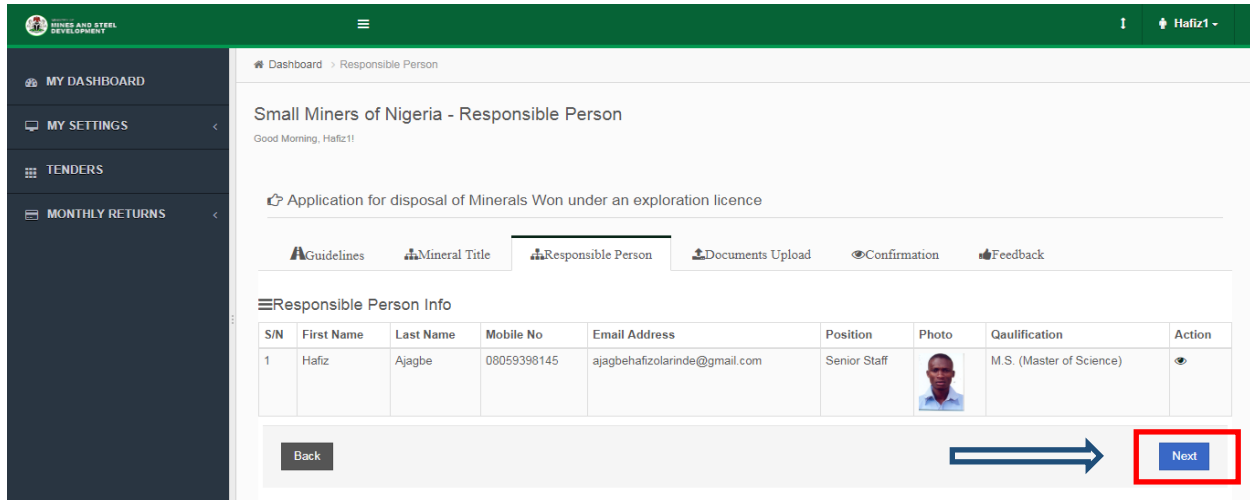


Figure 6: Application for Disposal of Minerals won under Exploration Licence Approved Responsible Person Details Page

Step 7: The system displays the Documents Upload page, upload the supporting documents required and click the “Upload” button to upload as shown in Figure 7 below;

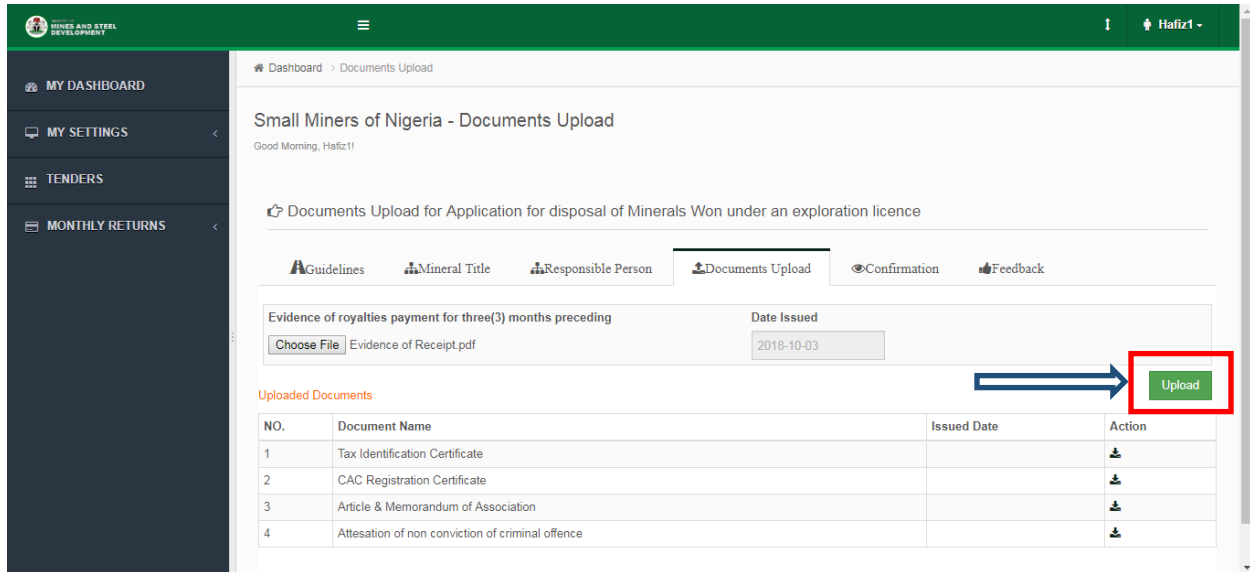


Figure 7: Application for Disposal of Minerals won under Exploration Licence’s Document Upload Page

Step 8: The system uploaded the supporting documents, click the “Save & Continue” button to proceed with the application as shown in Figure 8 below;

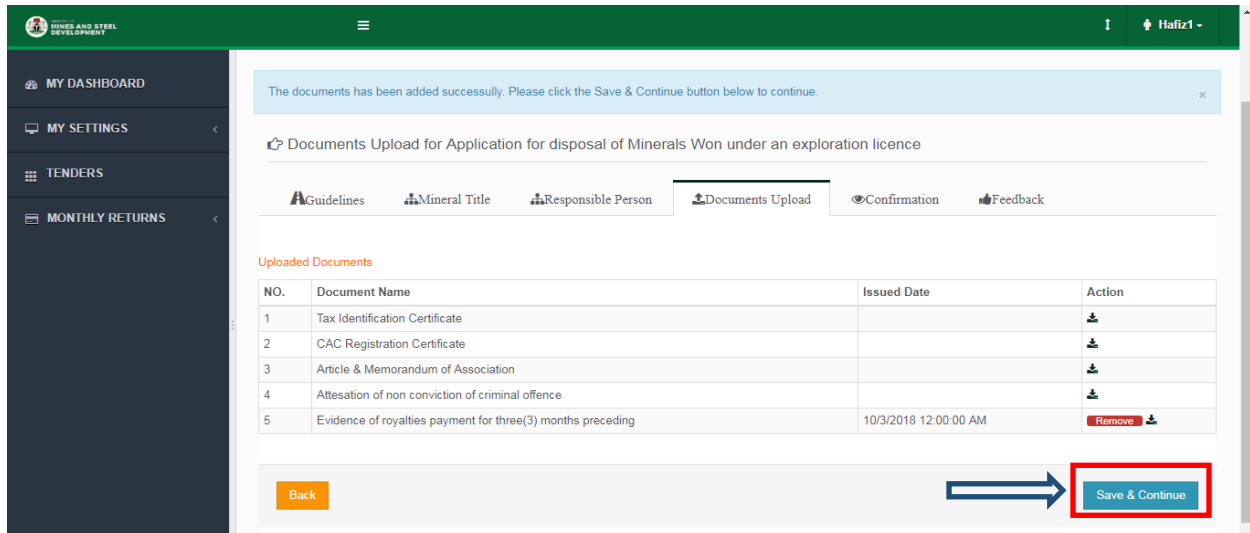


Figure 8: Application for Disposal of Minerals won under Exploration Licence’s Document Uploaded Page

Step 9: The system displays the Confirmation page, scroll down to the bottom of the page to click on “Submit Application” to apply as shown in Figure 9 below;

Dashboard > Confirmation

### Small Miners of Nigeria - Confirmation

Good Morning, Hafiz!!

Confirmation for Application for disposal of Minerals Won under an exploration licence Print

[Guidelines](#) [Mineral Title](#) [Responsible Person](#) [Documents Upload](#) [Confirmation](#) [Feedback](#)

#### Mineral Title Information

S/N	Mineral Title Type	Granted Date	Expiry Date	Application No	
1	Small Scale Mining Lease	1/1/2018 12:00:00 AM	1/1/2019 12:00:00 AM	2018731123028	

#### Responsible Person Info

S/N	First Name	Last Name	Mobile No	Email Address	Position	Photo	Qualification	Action
1	Hafiz	Ajagbe	08059398145	ajagbehafizolarinde@gmail.com	Senior Staff		M.S. (Master of Science)	

#### Supporting Document(s)

NO.	Document Name	Issued Date	Action
1	Tax Identification Certificate		
2	CAC Registration Certificate		
3	Article & Memorandum of Association		
4	Attestation of non conviction of criminal offence		
5	Evidence of royalties payment for three(3) months preceding	10/3/2018 12:00:00 AM	

[<< Back to Dashboard](#) ⇒ [Submit Application](#)

Figure 9: Application for Disposal of Minerals won under Exploration Licence’s Confirmation Page

**NOTE:** Applicant can also print the Confirmation Page by clicking on the Print button at the top right side of the Confirmation Page

Step 10: The system displays Feedback page, Click “Finish” button to end the Application as shown in Figure 10 below;

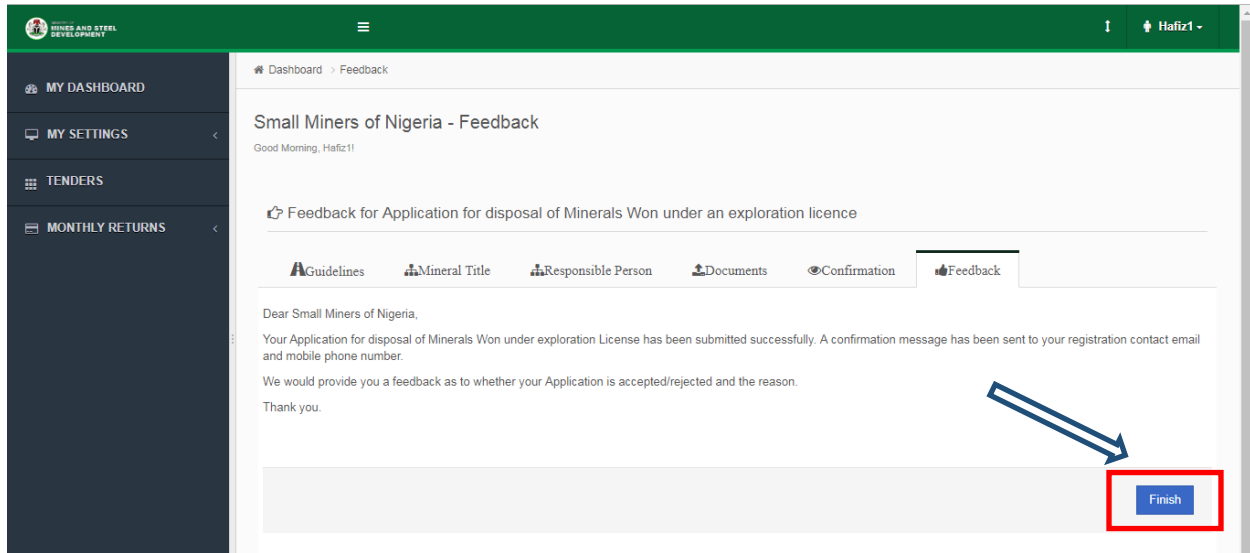


Figure 10: Application for Disposal of Minerals won under Exploration Licence Feedback Page

Step 11: The system redirects to the Application Dashboard page, clicking on the “Mines Inspectorate” tab shows the application’s status as shown in Figure 11 below;

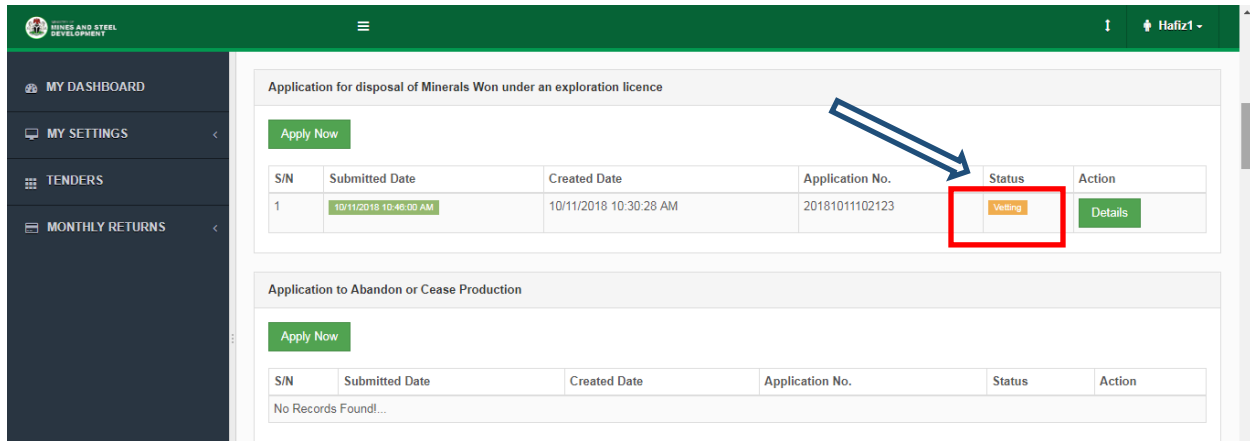


Figure 11: Application for Disposal of Minerals won under Exploration Licence’s Status